

***CHILD CARE SAFETY
&
CRISIS RESPONSE
FOR THE
CHILD CARE PROVIDER***

Presenter:


PEGGY FREIDENFELT

***CHILD CARE LICENSING SUPERVISOR
DEPARTMENT OF PUBLIC HEALTH***




OBJECTIVES:

This workshop will increase the child care providers' knowledge and understanding of their role in Connecticut's Emergency Preparedness and response to local, regional, and statewide natural and human-made disasters and emergencies.




DEFINITION OF EMERGENCY PREPAREDNESS

**Actions That Strengthen The Capability Of
Government, Citizens, And Communities To
Respond To Disasters.**




WHY ARE WE HERE?

- ▶ **Increase Awareness**
- ▶ **Provide Information And Resources**
- ▶ **Make A Plan And Think Ahead**




**Fact: Disasters Usually Occur
Without Warning or With
Little Warning**





1979 Three
Mile Island






1995 Oklahoma City Bombing

1999 Columbine School Shooting





World Trade Center Disaster 9/11



2004 New York City Blackout Brooklyn Bridge





2004 Tsunami






2005 Hurricane
Katrina






2006 Amish School
Shooting



2007 Greensburg, Kansas Tornado



2007 Minnesota Bridge Collapse





July 2009, Mexico City Day Care Fire








65 The Flood of 1936



Hurricane 1938-Bushnell Park




1944 Ringling Bros. Circus Fire






Flood of 1955 Bristol CT





Blizzard of 1978 (33 hours of snow)




**1978 Hartford Civic Center
Roof Collapse**

Hurricane Gloria 1985





Hurricane Bob 1991






2001 Ansonia Latex Foam Factory

2005 Inter Royal Mill Fire







2007 Avon Flood



2011: Feb. Snowstorm, Hurricane Irene, Storm Alfred



Storm Sandy





DISASTERS

▲ NATURAL

- ▲ Floods/tornados
- ▲ Earthquakes
- ▲ Snow/ice storms
- ▲ Tidal waves
- ▲ Drought
- ▲ Hurricanes
- ▲ Wildfires
- ▲ Landslides
- ▲ Volcano

▲ MAN-MADE

- ▲ Terrorism
- ▲ Hazardous materials
- ▲ Bomb threats
- ▲ Suspicious articles
- ▲ Biological attacks(Anthrax)
- ▲ Utility disruption
- ▲ Dam failures
- ▲ Nuclear attacks
- ▲ Explosions/fires
- ▲ Vehicle/plane crashes




FACT: The Most Likely Emergency That Could Occur In Ct Is A Weather Emergency

- ▶ **Winter storm/Blizzard**
- ▶ **Ice storm**
- ▶ **Thunderstorm/Tornado**
- ▶ **Flooding**
- ▶ **Hurricanes**




CHILD CARE CENTER **EMERGENCIES**

- ▶ **Gas Leaks**
- ▶ **Kitchen Fires**
- ▶ **Chemical Plant Fire**
- ▶ **Pfizer Chemical Leak**



DAYCARE REGULATIONS


**What Is Required By Regulation Vs.
What Is Above And Beyond Regulation**



Family Day Care Homes


19a87b-9 requirements for the physical environment

(d)(5) Evacuation Plan. The provider shall establish a written plan for the protection of occupants in the event of a fire or other emergency from the building. All child care staff shall be periodically instructed and kept informed of their duties under the plan and shall practice at least quarterly an emergency evacuation drill.



Child Day Care Center & Group Day Care Homes 19a79-3a- Administration

- (4) Emergencies including but not limited to:
 - (A) Medical emergencies including but not necessarily limited to a personal emergency, accident or illness, designation of a licensed physician or hospital emergency service to be available, transportation to medical services, and notification of parents;
 - (B) Fire emergencies including but not necessarily limited to identification of means of egress, roles and responsibilities of staff, designated location for reconvening, and notification of parents;
 - (C) Weather related emergencies including but not necessarily limited to closings, a safe location for children, resources available, and notification of parents;
 - (D) Evacuation including but not necessarily limited to transportation, location of an alternate shelter, community resources, and notification of parents.



Other Regulations That Pertains to Emergency Response Plans:

- ▲ Staff first aid certification
 - ▲ Current records
 - ▲ Illness policies
 - ▲ First aid kits
 - ▲ Emergency vehicle access
 - ▲ Properly maintained walkways and unobstructed exits
 - ▲ Working telephone
 - ▲ Supervision
 - ▲ Follow local codes and ordinances
- (Fire code-annual inspections, smoke detectors, Fire extinguishers, lighted exit signs, Monthly fire drills, sprinkler systems)




Questions To Consider In The Development Of An Emergency Plan

- What would you do if you had to to evacuate your child care program?
- Where would you go?
- What would you do if you could not evacuate?



GUIDELINES

- ▶ **Contact your local officials-** let them know who you are, hours of operation, number of children served and ages, ask for information on local evacuation plans
- ▶ **Know your facility-**shelter areas, fire alarms, fire extinguishers, exits (including doors/windows) designated meeting areas
- ▶ **Check your evacuation route-**clear means of egress, flashlights? (In the dark, furniture can become obstacles), are there places a frightened child might want to hide?



Two Possible Outcomes to Any Plan

▶ Shelter In Place

Ask: Should I Stay or Should I go?

**Depends on the circumstances and nature of the crisis-
understand and plan for both**

▶ Evacuation


Scenarios to consider-

- 1. A threat to the immediate area**
- 2. A more widespread threat**
- 3. A major evacuation**



Shelter In Place


- ▲ Gather all children inside
- ▲ Close and lock all windows and doors; locked windows seal better
- ▲ If there is a danger of explosion, close blinds, shades or curtains and keep children away from windows
- ▲ Turn off heating cooling fans or ventilation systems
- ▲ Do not allow anyone to enter or leave the building until emergency personnel determines the area is “all clear”
- ▲ Notify parents/guardians not to pick children up until incident is over



EVACUATION

Emergencies may require for you to evacuate or remove children from your facility as quickly as possible. If this is the case the following steps should be followed.

- **Make a quick assessment of the situation and of any injuries to children or staff**
- **Make sure the evacuation route is clear of obstructions**
- **Take attendance sheet, children's emergency medical and contact info and supplies**
- **Take a cell phone**
- **If possible and time allows, have children take jackets and coats**
- **Assemble all the children to ensure all are accounted for**
- **Keep everyone calm for an orderly exit**
- **If possible, one adult should lead, and one should follow the children out of the building**
- **Re-assemble outside at a predetermined site**
- **If safe to return, re-assemble children inside and take attendance**
- **Notify parents immediately of evacuation and any alternate site locations**




Roles & Responsibilities of Staff

- Who will provide first aid?
- Who will take any medications?
- Who will take the first aid kit?
- Who will take emergency information on each child?
- Who will shut off the electricity, gas shut off, water shut off, air vent shut offs?
- Who will call for help?
- Who will carry the emergency kits?
- Which groups of children go with which staff?
- Who makes sure everyone is out of the building?
- Who posts the emergency posting to the front door?




Other Thoughts To Consider

- ★ Self surveillance-improve your security know your vulnerabilities and assets, become familiar with what “normal” looks like in and around your facility, increase your ability to recognize suspicious behavior



Improving Your Security

- Request local law enforcement to perform safety inspection of facility
- Lock your doors/entrances
- Develop a system of code words/phrases to use among staff when announcing an emergency
- Develop arrangements for mutual aid with other facilities and schools in your area
- Develop telephone trees to alert parent or responsible parties
- Install bells/buzzers/signals on doors and outside gates
- Install security doors with coded buttons
- Install outside security cameras
- Issue panic buttons or intercoms in each room and in the office
- Install motion sensors with lights/buzzers
- Install mirrors on the corners of building
- Issue photo ID badges with electronic codes to authorized parents/staff
- Have at least one cell phone in each classroom or area
- Create a two-stage entrance
- Have walkie-talkies in each classroom
- Install motion sensor video cameras to record classrooms
- Communicate with staff
- Communicate with parents
- Communicate with children
- Communicate!!!



Disaster Websites

Government

- ✦ www.ct.gov/dph
- ✦ www.ct.gov/demhs
- ✦ www.ready.gov
- ✦ www.dhs.gov
- ✦ www.nws.noaa.gov
- ✦ www.usda.gov
- ✦ www.usfa.fema.gov

Non-government

- ✦ www.redcross.org
- ✦ www.ibhs.org



REMEMBER.....

- ✦ **Emergencies Will Continue To Happen**
- ✦ **Our Best Defense Is A Good Offense**
- ✦ **Gather Supplies**
- ✦ **Make A Plan....Practice It!!**
- ✦ **Be Informed!!**



***CHILD CARE SAFETY
&
CRISIS RESPONSE
FOR THE
CHILD CARE PROVIDER***

PRESENTERS:

PEGGY FREIDENFELT

***CHILD CARE LICENSING SUPERVISOR
DEPARTMENT OF PUBLIC HEALTH***

LAURIE AUDETTE

***CHILD CARE LICENSING SPECIALIST
DEPARTMENT OF PUBLIC HEALTH***

JULIE BOSCARINO

***CHILD CARE LICENSING SPECIALIST
DEPARTMENT OF PUBLIC HEALTH***

